

Impington Model Aeroplane Club
 Founded in 1946 by Ray Malmström

edited by Alan Paul
 alanpaul@outlook.com

www.impmac.co.uk

January 2018



A fine bunch of members with their Pussycats – ready to compete!!

Pussycat Competition

The Pussycat contest was held during the last flying session of the year in the main Sports hall. Bruce reports –

This final contest of the year came to a crescendo with a grand total of 9 contestants – the biggest turn out of the year. All the contestants were vying for a good result and once again it was noted that some of the contestants had been getting in some serious practice before the event!!

The flights came in surprisingly fast during the afternoon and the times were very consistent showing what a reliable little model this is.

Despite the large hall, best results needed a wide turn utilising all the space available, but you had to avoid the walls.....

Each contestant was allowed 5 flights with the best 3 to count.

The results were –

1 st	Bruce Lindsay	166 sec
2 nd	Hugh Stevenson	158 sec
3 rd	Clive Anderson	142 sec
4 th	Gotthelf Weidemann	141 sec
5 th	Richard Staines	139 sec
6 th	John Wynn	134 sec
7 th	Phil Bailey	127 sec
8 th	Chris Strachan	105 sec
9 th	Clive Holgate	70 sec

Thank you to all who helped with the timekeeping and the totting up of the results.

Club subscriptions

Just a reminder that the annual club subscriptions are due – it's £28 for the club and £34 for BMFA. Pretty good value for all the flying we do and the almost unlimited insurance cover.

If you haven't yet paid, please see Tony Harper on Thursday 4th Jan or ASAP.....

"PAT" the Pennyplane

As reported in last months newsletter, Tony Neal and Alan Hunter have sparked a run on the Pat Pennyplane kit. Alan Hunter reports –

These kits were discovered by Tony Neal when looking for a replacement for his Butterfly indoor model which had suffered terminal damage after a long and courageous life. He came across a small range of Czech indoor rubber models designed and kitted by Jiri Kalina and sold by Flitehook down in Southampton. Tony sent for the Pat Novice Pennyplane kit and I was so impressed when it arrived I sent for one too.

It's a good deal larger than a Butterfly though, and you have to build and cover the flying surfaces. The quality of the kit is superb in my opinion, with a pre-assembled and tapered Motor Stick with a split nose bearing and rear hook already in place and a beautifully constructed quarter grain balsa prop with a proper S hook mounted. The ribs are ready sliced, ample light strip and even a Czech Carbon Steel razor blade supplied to cut the parts to length with. I buy these when I see them (typically on Bury Market), as they are far superior to Stainless Blades for modelling purposes.



It's a simple, but fairly delicate build. I use Superphatic adhesive for the joints as it does not apply shrinkage stress loads to the structure like Balsa Cement does and remains slightly flexible. PVA would do the same but I think it's a bit heavier.

The main change to the design I made was to use 0.7 mm dia Carbon Fibre rod and small pieces of heatshrink tube to mount the wing instead of the paper tubes and balsa rod supplied. This is mainly to better stand the rough and tumble of flying in the Impington Halls as the carbon bends to absorb shock

loads in a collision, makes wing removal a doddle and does not change with the humidity like balsa and paper tubes can do. I weighed both, and the Carbon assy was lighter by .02 gm.

Shrink the 1mm tube onto a .7 mm drill, check for an easy slide on the carbon or paper the carbon lightly until it is. When mounted on the Motor Stick with thin CA and it is set, I just lightly touch the middle of the heatshrink tube with a hot soldering iron tip for a tenth of a second to just shrink it locally a tad more to provide a little friction for the wing posts, simples....

I covered mine in the Condenser tissue supplied but you are provided with film covering also - your choice. I was unsure about this Czech Condenser tissue so I pre shrunk mine on a Formica surface before the Scrunching up procedure just to check what it did and found that it shrunk. It is important that the tissue never applies any shrinking loads to the airframe as it will pull the surfaces like a propeller. Yes, I know it looks like it's been covered in one of Nora Batty's stockings, but it's just how it has to be!!

A Pennyplane has to weigh at least 3.2 gms, the weight of a Dime. Mine weighs 3.6 gms but these are Novice Pennyplane class, not the real thing.

The kit costs £12 from Flitehook but there are smaller ones in the range and an Easy B class model too. Just beware, as I think this Pennyplane is actually out of class as you are only allowed 18" projected wingspan and mine is nearer 18.5", but for fun flying, who cares...

Tonys and my Pat both fly well at about 1 mph with the supplied rubber motor, and you get four in the kit. Great value. If anyone wants 1mm heatshrink tube I have plenty, just ask.

Club Website and Videos

The website is at www.impmac.co.uk and has had a few tweaks recently. It should be your first port of call for news, the events calendar and much more.

There are also more videos on YouTube – not only Terry Kings old ones from 2000 – 2009, but more recent ones. Go to www.youtube.com and search for IVCMAC.

If you have any photos or articles for the Newsletter or website, please let the editor know. Thanks.

Richards Hunter - Cottenham

A lovely sunny late November morning at Cottenham saw quite a crowd. Amongst them was Richard with his very quiet ducted fan Hunter – so good he had 2 of them!!

No undercarriage and with hand launching a potential banana skin, Richard came up with a novel way of launching with a bungee system.



Steve holds the Hunter whilst Richard attaches the bungee. Pete watches whilst positioning himself to avoid the stake if it broke free!!



Ready to launch – release!!



The Hunter slides away. Watch [a video](#) of Richard greasing it in on YouTube

Indoor flyers

We've had some excellent indoor sessions over the last few weeks both in the gym on Thursdays and in the Sports Hall on Saturdays.



A Gymmie Cricket assaults Pat the Pennyplane



Tony smiles as he flies his Pup




Alan Hunter's Mini Stealth comes in to land after avoiding the RC mayhem



Trevor trusts that no one will tickle him whilst flying his FPV quad through the goggles



A Eurofighter Typhoon finally flies!!



And lands on its shadow in the Sports Hall.

This project still has some way to go before it becomes truly controllable. Is this the only RC model that's controlled by Rudder and Canards?



Tony Neals Farman Postie flew well in the Sports Hall



Pat the Pennyplane cruises by



A Spad cruises past, just before being involved in a mid air collision



Santa came early on his drone and sang a few festive songs. Whatever next?



Chris Stewart got his amazing scratch built Tiger flying beautifully and threatened once again to finish painting it.....



Trevor crosses to the "Dark Side". It's the thin end of the wedge really.....



Stuart concentrates on his model and ignores the cameraman

Small Boxes

After the picture of Tony Neal with small cardboard boxes coming to an indoor meeting, the challenge was set for who could come up with the smallest.



The winner was Margaret Staples with Micks mini glider safely stored in a tobacco tin. This flew well and once entertained people at a BMFA dinner.



Tony Neal shows the small quad and controller that he started the fuss with last month!!



Runner up Mike Muirhead brought a quad in a small box

Wrap up warm!!



Greg Gregory braves the elements at Cottenham whilst flying his FMS trainer.

Greg should be up and about soon as there seems to be progressively less metal strapped round his leg as he bravely soldiers on after his horrendous motorbike accident on the M11.

It turns out that this FMS trainer is a pretty good model – flies nicely and looks tough to boot!

Off the building board

But probably not just in time for the good weather!!



Gotthelfs new Sharkface for RC and electric power. Roll on Friday evenings on the field at Impington, but perhaps we'll get some good flying days before then as we did earlier this year.

When he saw the picture, Alan Hunter reminisced – I remember these from the mid sixties. Bang, bang escapement control, no throttle etc, etc. They were rather hairy and once launched you just had to hang on till the fuel ran out or worse. Quite stunable in a strange way by forcing a spiral, then opposite blip to go over in a loop or a sort of roll if you held a bit longer. Should be good with proportional throttle and elevator. Originals often had Tee Dee's in them and did not hang about!

Dates for your Diary

Please look on the website www.impmac.co.uk and the "Events Calendar" for up to date info including whether FF or RC starts first on Thursday evenings!!


Thur 4th Jan – First Indoor meeting of 2018.
Remember we now start at 7pm and change from FF to RC on the hour and half hour

Sat 6th Jan – Indoor flying in the Sports Hall
2pm - £3 entry

Sat 20th Jan - Indoor flying in the Sports Hall
2pm - £3 entry

Sat 3rd Feb - Indoor flying in the Sports Hall
2pm - £3 entry

Who's winding?



Answer at the end of the newsletter

Control of the pole?



David Leech shows good control to rescue his model from the very high beams in the Sports Hall just before Christmas. The model resumed its flight nicely, but you're meant to stop the watch David!!

What's this then?



Answer at the end of the newsletter.....

How slow can you go?



This is my 150% scaled up Gymminie Cricket aimed at creating a very slow flying indoor RC aircraft. Wing loading is everything of course, and it now has a slightly bigger wing area which has made quite a difference

It has the innards from a Vapor, but I am designing and building something to fly even slower with more wing area and a bigger motor. What could possibly go wrong?

Christmas Party

We had a great Christmas party on Thursday 14th Dec to wrap up a good flying year.

As well as food and drink we had an excellent quiz created by John Copsey - a copy of the quiz is at the end of the newsletter - it's worth a go!!

Thanks also to Steve and Tony for the never ending raffle.....

The flying prizes for the year were awarded - the indoor and outdoor prizes were for the whole season with more points given for competitions where there were more entries

Indoor FF

1st Hugh Stevenson
2nd Bruce Lindsay
3rd Chris Strachan

Outdoor FF

1st Chris Strachan
2nd Bruce Lindsay
3rd Michael Marshall

Malmstrom Trophy (any of Rays designs)

This was awarded to the winner of the competition held on the open day in June

Winner - Gordon Hannah

Ren Cup (P30 or under 25")

This was for the annual competition on Newmarket Heath in mid summer

1st Chris Strachan
2nd Phil Haines
3rd John Wynn

The Ray Malmstrom Cup for F2B CL Aeros

This was held at Girton on the 4th June and was open to all comers and ably run by our own John Copsey. The cup goes to the winner regardless of club, and we also give prizes for the IVC MAC placings. Brian was the overall winner as well as being a club member and the next highest placed IVC members get 2nd and 3rd places.

1st Brian Turner - overall comp winner
2nd John Copsey
3rd Eddie Sharp



Margaret Staples was presented with a bottle of bubbly in recognition of her honorary membership and to thank her for all the work she has done supporting the club.

However it was most of all to remember Mick Staples on what would have been his 86th birthday and the splendid way she supported him during his decline



A feast was laid on - thanks to all those who helped



Everyone tried to look studious with no cheating during the quiz.....



The prizes looked impressive for the everlasting raffle although I suspect a couple were recycled winning prizes from last year!!



Various models and other interesting exhibits were displayed on the night



Chris Strachan is presented with the Ren Cup for outdoor FF at Newmarket Heath




Gordon Hannah won the Malmstrom Trophy for the FF competition held on the open day



Bruce is awarded the second of 2 suspicious looking brown paper packages as his prizes for coming 2nd in both the indoor and outdoor overall competitions – I think it was a healthy option compared to the wine!!



Gifts were presented to Chris the Groundsman and Linda the Girton Council Administrator. These were to celebrate the excellent support the club has enjoyed at Girton for the past fifteen years



Peter Cunnison holds the very suspicious pile of raffle prizes won by Tony Welch – now I wonder who was organising the raffle.... Well done Tony!!

Just off the building board



Here, revealed for the first time at the Christmas party, is Richard Staines latest creation – his Pixi-e.

It's built from plan and is a Kiel Kraft Pixie at 23" wingspan and identical to the original FF rubber model but updated for electric power and radio control. That will look nice on the field at Impington next summer.

Answer to What's this then?

It's a Chipmunk nose and spinner. I'm sure some of us had a first flight in one of these with the Air Experience Flights – I know I did!!

The winder was Peter Jude with his ill fated Gymminie Cricket

The Christmas Quiz

Here is Johns amazing Christmas quiz in case you weren't at the Christmas Party and find yourself at a loose end over Christmas – have a go and hand your answers in on a Thursday night where I will have the official answer sheet ready. I think the winning team on the night got 25 right out of a possible 33

Section 1, Plane & simple

1. The flying snake possibly invented by Alexander Graham?
2. "Deaf I ain't" said Paul from Boulton.
3. This model jet is so nearly alive it has a?
4. Who won the battle of the V bombers?
5. Named after a town in West Yorkshire, but what page was it on, Tommy?
6. Gorgeous Avon pugilist?
7. Did you sup with Pop?
8. This one's got teeth. Who's neckst!
9. Looks very annoyed to the seller (HSF).
10. When your ado gets ripped?
11. A string bag for your soap flakes.
12. Striped night flyer. Not a butterfly.
13. Doug from the mid west.
14. Look through the square windows, unless it's a Mk IV.
15. Av you seen this row, teacher.
16. Bloated windbag on an upward curve.
17. The Seller gets the wind up (HH).

Section 2 over the page.....

Section 2, Quotes and stuff (or, I wish I had said that)

1. Who said "but in the morning I will be sober"? (WSC).
2. Who said "Talk softly and carry a big stick"? (TR)
3. Complete this – It's not the cough that carries you off?
4. Who first said "I laughed all the way to the bank"?
5. Fur coat and.....?
6. What's the next line after –"O wad some power the giftie gie us"? (RB).
7. Who said "I don't care to belong to a club that would accept me as a member."? (GM).
8. Who first said "Well he would say that, wouldn't he"? (MRD)
9. Who toasted "Here's to our wives & sweethearts, may they never meet!"?
10. Who said "Hasta la vista, baby" and what does it mean? (AS).
11. What does –"Lang may yer Lum reek" literally mean, & what is a Lum?
12. Translations for these UK words please :-
 - Lallies (Scotland & certain aspects of the UK)
 - Baffies (Scotland),
 - Simmit (Scotland),
 - Messages (as used in Scotland),
 - Oxters (Scotland & certain areas of England).